



"TAKODA" ARRACK'S HOME BELGIAN TAKODA



DNA Test Report

Test Date: December 13th, 2018

embk.me/arrackshomebelgiantakoda

BREED MIX

 Belgian Malinois: 100.0%

GENETIC STATS

Wolfiness: 1.5 % **HIGH**

Predicted adult weight: **72 lbs**

Genetic age: **42 human years**

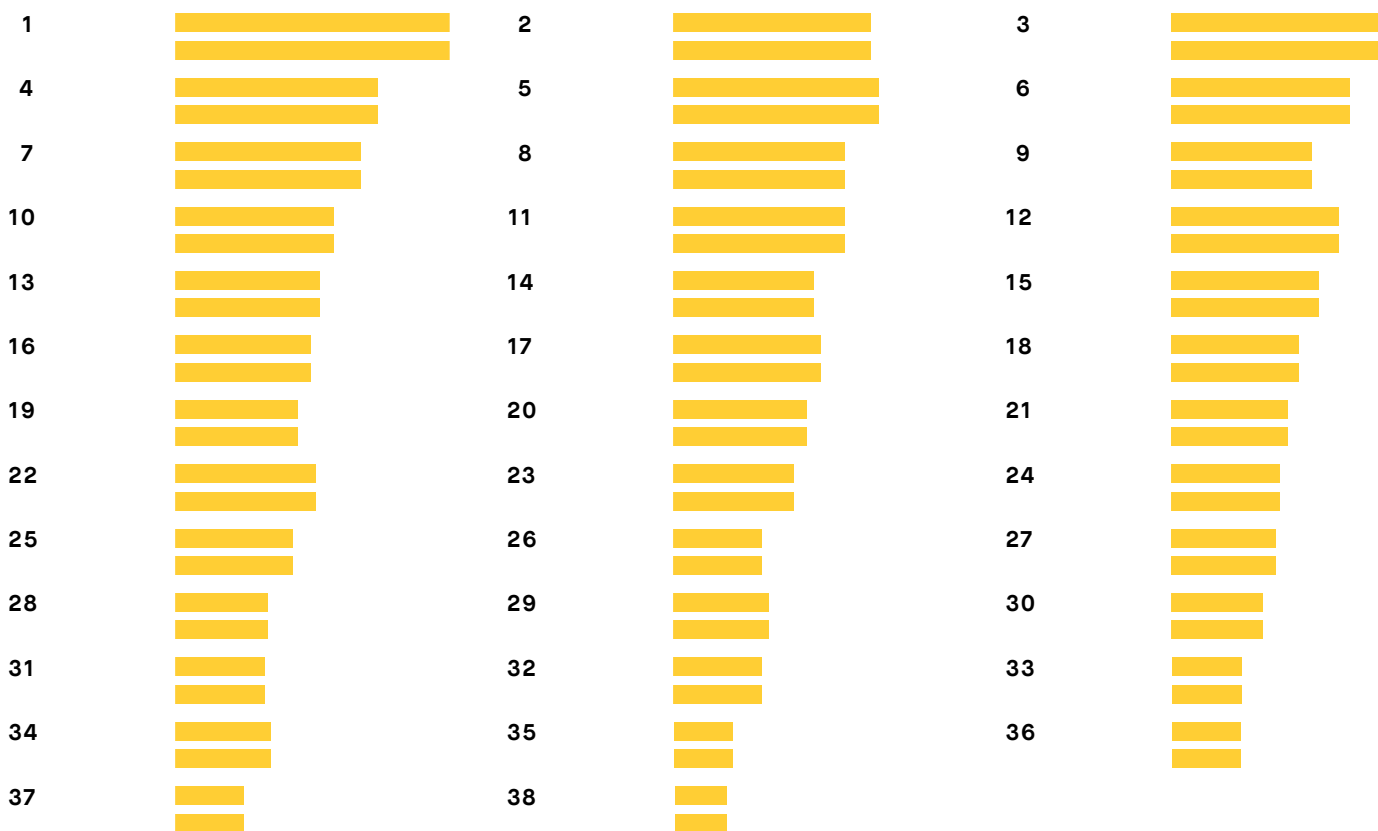
TEST DETAILS

Kit number: EM-2723777

Swab number: 31001809342109

BREED MIX BY CHROMOSOME

Our advanced test identifies from where Takoda inherited every part of the chromosome pairs in his genome.



Registration: Dutch kennel Club (FCI)
NHSB 2979651



Microchip: 528140000584154



"TAKODA"

ARRACK'S HOME BELGIAN TAKODA

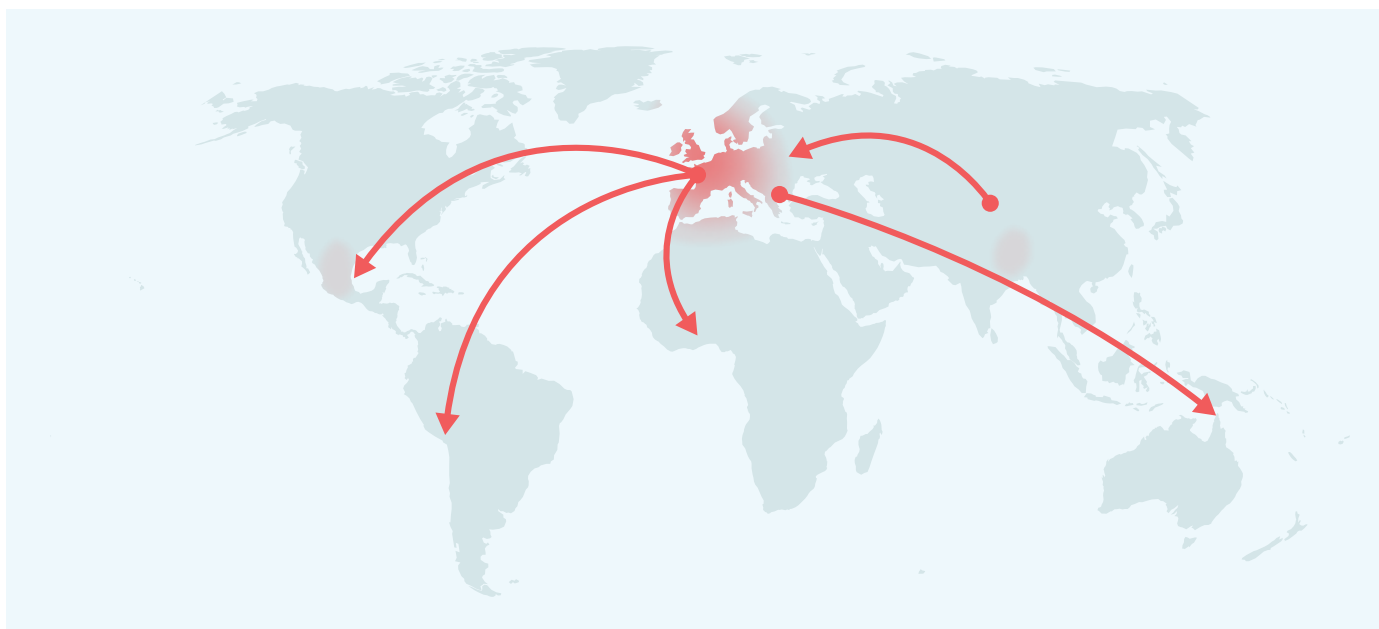


DNA Test Report

Test Date: December 13th, 2018

embk.me/arrackshomebelgiantakoda

MATERNAL LINE



Through Takoda's mitochondrial DNA we can trace his mother's ancestry back to where dogs and people first became friends. This map helps you visualize the routes that his ancestors took to your home. Their story is described below the map.

HAPLOGROUP: B1

B1 is the second most common maternal lineage in breeds of European or American origin. It is the female line of the majority of Golden Retrievers, Basset Hounds, and Shih Tzus, and about half of Beagles, Pekingese and Toy Poodles. This lineage is also somewhat common among village dogs that carry distinct ancestry from these breeds. We know this is a result of B1 dogs being common amongst the European dogs that their conquering owners brought around the world, because nowhere on earth is it a very common lineage in village dogs. It even enables us to trace the path of (human) colonization: Because most Bichons are B1 and Bichons are popular in Spanish culture, B1 is now fairly common among village dogs in Latin America.

HAPLOTYPE: B57

Part of the large B1 haplogroup, we have detected this haplotype in Belgian Tervurens, Belgian Malinois, Schipperkes, and village dogs in the Democratic Republic of the Congo.

Registration: Dutch kennel Club (FCI)
NHSB 2979651



Microchip: 528140000584154



"TAKODA"

ARRACK'S HOME BELGIAN TAKODA



DNA Test Report

Test Date: December 13th, 2018

embk.me/arrackshomebelgiantakoda

PATERNAL LINE



Through Takoda's Y chromosome we can trace his father's ancestry back to where dogs and people first became friends. This map helps you visualize the routes that his ancestors took to your home. Their story is described below the map.

HAPLOGROUP: A1b

For most of dog history, this haplogroup was probably quite rare. However, a couple hundred years ago it seems to have found its way into a prized male guard dog in Europe who had many offspring, including the ancestors of many European guard breeds such as Doberman Pinchers, St. Bernards, and Great Danes. Despite being rare, many of the most imposing dogs on Earth have it; strangely, so do many Pomeranians! Perhaps this explains why some Poms are so tough, acting like they're ten times their actual size! This lineage is most commonly found in working dogs, in particular guard dogs. With origins in Europe, it spread widely across other regions as Europeans took their dogs across the world.

HAPLOTYPE: Ha.4

Part of the A1b haplogroup, this haplotype is found in village dogs in North America and Africa. As for breeds, it occurs most frequently in Miniature Pinscher, Great Dane, and Poodle.

Registration: Dutch kennel Club (FCI)
NHSB 2979651



Microchip: 528140000584154



"TAKODA"

ARRACK'S HOME BELGIAN TAKODA



DNA Test Report

Test Date: December 13th, 2018

embk.me/arrackshomebelgiantakoda

TRAITS

Coat Color

E Locus (Mask, Grizzle, Recessive Red)	E^mE^m
K Locus (Dominant Black)	k^yk^y
A Locus (Agouti, Sable)	a^ya^y
D Locus (Dilute, Blue, Fawn)	Dd
B Locus (Brown, Chocolate, Liver, Red, Dudley)	BB
Saddle Tan	NN

Other Coat Traits

Furnishings / Improper Coat (RSPO2)	II
Long Haircoat (FGF5)	GG
Shedding (MC5R)	CC
Curly Coat (KRT71)	CC
Hairlessness (FOXI3)	N/N
Hairlessness (SGK3)	NN
Oculocutaneous Albinism Type 2 - OCA2, Doberman Z Factor Albinism (SLC45A2)	N/N

Other Body Features

Brachycephaly (BMP3)	CC
Natural Bobtail (T)	CC
Hind Dewclaws (LMBR1)	CC
Blue Eye Color	N/N
Back Muscling & Bulk, Large Breeds Only	CC

Performance

Altitude Adaptation (EPAS1)	GG
-----------------------------	-----------

Body Size

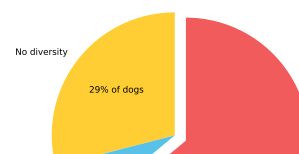
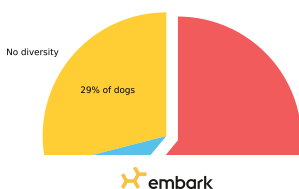
Body Size - IGF1	NN
Body Size - IGF1R	GG
Body Size - STC2	TT
Body Size - GHR (E195K)	GG
Body Size - GHR (P177L)	CC

Genetic Diversity

Inbreeding Coefficient **8%**

MHC Class II - DLA DRB1
High Diversity

MHC Class II - DLA DQA1 and DQB1
High Diversity



Registration: Dutch kennel Club (FCI)
NHSB 2979651



Microchip: 528140000584154



"TAKODA"

ARRACK'S HOME BELGIAN TAKODA



DNA Test Report

Test Date: December 13th, 2018

embk.me/arrackshomebelgiantakoda

CLINICAL TRAITS

These clinical genetic traits can inform clinical decisions and diagnoses. These traits do not predict a disease state or increased risk for disease. We currently assess one clinical trait: Alanine Aminotransferase Activity.

Alanine Aminotransferase Activity result: Normal

Arrack's Home Belgian Takoda has two normal alleles at ALT.

More information on Alanine Aminotransferase Activity:

The liver enzyme alanine aminotransferase, or ALT, is one of several values your veterinarian measures on routine blood work to gauge liver health. Dogs with one or more copies of the "A" allele are likely to have a lower baseline ALT activity ("low normal") than dogs with zero copies of the "A" allele ("normal"). This means that your veterinarian may recommend blood work to establish an individualized baseline ALT value during an annual wellness exam or before starting certain medications. You and your veterinarian would then be able to monitor your dog for any deviation from this established baseline. Please note that this mutation should never cause an increase in your dog's ALT activity and does not cause liver disease. If your dog has high ALT activity, please consult your veterinarian.

Registration: Dutch kennel Club (FCI)
NHSB 2979651



Microchip: 528140000584154



"TAKODA"

ARRACK'S HOME BELGIAN TAKODA



DNA Test Report

Test Date: December 13th, 2018

embk.me/arrackshomebelgiantakoda

HEALTH

Good news! Takoda did not test positive for any of the genetic diseases that Embark screens for.

0

AT RISK

0

CARRIER

Registration: Dutch kennel Club (FCI)
NHSB 2979651



Microchip: 528140000584154



"TAKODA"

ARRACK'S HOME BELGIAN TAKODA



DNA Test Report

Test Date: December 13th, 2018

embk.me/arrackshomebelgiantakoda

OTHER CONDITIONS

Good news! Takoda tested clear for 4 genetic conditions that are common in his breed.

- Mucopolysaccharidosis Type VII, Sly Syndrome (GUSB Exon 3)
- Degenerative Myelopathy (SOD1A)
- Spongy Degeneration with Cerebellar Ataxia 1 (SDCA1), SeSAME/EAST (KCNJ10)
- Spongy Degeneration with Cerebellar Ataxia 2 (SDCA2) (ATP1B2)

Registration: Dutch kennel Club (FCI)
NHSB 2979651



Microchip: 528140000584154



"TAKODA"

ARRACK'S HOME BELGIAN TAKODA



DNA Test Report

Test Date: December 13th, 2018

embk.me/arrackshomebelgiantakoda

FULL TEST PANEL

Takoda is also clear of 167 other genetic health conditions that Embark tests for.

To help ensure healthy breeds, every test includes analysis of our full panel of over 160 genetic health conditions.

The following pages list out all the other genetic health conditions that Takoda tested clear for.



"TAKODA"

ARRACK'S HOME BELGIAN TAKODA



DNA Test Report

Test Date: December 13th, 2018

embk.me/arrackshomebelgiantakoda

CLEAR CONDITIONS

- MDR1 Drug Sensitivity (MDR1) (Chromosome 14)
- P2Y12 Receptor Platelet Disorder (P2RY12) (Chromosome 23)
- Factor IX Deficiency, Hemophilia B (F9 Exon 7, Terrier Variant) (Chromosome X)
- Factor IX Deficiency, Hemophilia B (F9 Exon 7, Rhodesian Ridgeback Variant) (Chromosome X)
- Factor VII Deficiency (F7 Exon 5) (Chromosome 22)
- Factor VIII Deficiency, Hemophilia A (F8 Exon 10, Boxer Variant) (Chromosome X)
- Factor VIII Deficiency, Hemophilia A (F8 Exon 11, Shepherd Variant 1) (Chromosome X)
- Factor VIII Deficiency, Hemophilia A (F8 Exon 1, Shepherd Variant 2) (Chromosome X)
- Thrombopathia (RASGRP2 Exon 5, Basset Hound Variant) (Chromosome 18)
- Thrombopathia (RASGRP2 Exon 8) (Chromosome 18)
- Thrombopathia (RASGRP2 Exon 5, American Eskimo Dog Variant) (Chromosome 18)
- Von Willebrand Disease Type III (VWF Exon 4) (Chromosome 27)
- Von Willebrand Disease Type I (VWF) (Chromosome 27)
- Canine Leukocyte Adhesion Deficiency Type III (LAD3) (FERMT3) (Chromosome 18)
- Congenital Macrothrombocytopenia (TUBB1 Exon 1, Cavalier King Charles Spaniel Variant) (Chromosome 24)
- Canine Elliptocytosis (SPTB Exon 30) (Chromosome 8)
- Cyclic Neutropenia, Gray Collie Syndrome (AP3B1 Exon 20) (Chromosome 31)
- Glanzmann's Thrombasthenia Type I (ITGA2B Exon 12) (Chromosome 9)
- May-Hegglin Anomaly (MYH9) (Chromosome 10)
- Prekallikrein Deficiency (KLKB1 Exon 8) (Chromosome 16)
- Pyruvate Kinase Deficiency (PKLR Exon 5) (Chromosome 7)
- Pyruvate Kinase Deficiency (PKLR Exon 7 Labrador Variant) (Chromosome 7)
- Pyruvate Kinase Deficiency (PKLR Exon 7 Pug Variant) (Chromosome 7)
- Pyruvate Kinase Deficiency (PKLR Exon 7 Beagle Variant) (Chromosome 7)
- Pyruvate Kinase Deficiency (PKLR Exon 10) (Chromosome 7)
- Trapped Neutrophil Syndrome (VPS13B) (Chromosome 13)
- Ligneous Membranitis (PLG) (Chromosome 1)
- Congenital Hypothyroidism (TPO, Tenterfield Terrier Variant) (Chromosome 17)
- Complement 3 (C3) deficiency (C3) (Chromosome 20)
- Severe Combined Immunodeficiency (PRKDC) (Chromosome 29)
- Severe Combined Immunodeficiency (RAG1) (Chromosome 18)
- X-linked Severe Combined Immunodeficiency (IL2RG Variant 1) (Chromosome X)
- X-linked Severe Combined Immunodeficiency (IL2RG Variant 2) (Chromosome X)
- Progressive Retinal Atrophy - rcd1 Rod-cone dysplasia, rcd1 (PDE6B Exon 21 Irish Setter Variant) (Chromosome 3)
- Progressive Retinal Atrophy Rod-cone dysplasia, rcd1a (PDE6B Exon 21 Sloughi Variant) (Chromosome 3)
- Progressive Retinal Atrophy - rcd3 Rod-cone dysplasia, rcd3 (PDE6A) (Chromosome 4)
- Progressive Retinal Atrophy - CNGA (CNGA1 Exon 9) (Chromosome 13)
- Progressive Retinal Atrophy - prcd Progressive rod-cone degeneration (PRCD Exon 1) (Chromosome 9)

Registration: Dutch kennel Club (FCI)



Microchip: 528140000584154

NHSB 2979651



"TAKODA"

ARRACK'S HOME BELGIAN TAKODA



DNA Test Report

Test Date: December 13th, 2018

embk.me/arrackshomebelgiantakoda

CLEAR CONDITIONS

- Progressive Retinal Atrophy (CNGB1) (Chromosome 2)
- Progressive Retinal Atrophy (SAG) (Chromosome 25)
- Golden Retriever Progressive Retinal Atrophy 1 (SLC4A3) (Chromosome 37)
- Golden Retriever Progressive Retinal Atrophy 2 (TTC8) (Chromosome 8)
- Progressive Retinal Atrophy - crd1 (PDE6B) (Chromosome 3)
- Progressive Retinal Atrophy - crd2 (IQCB1) (Chromosome 33)
- Progressive Retinal Atrophy - crd4/cord1 (RPGRIP1) (Chromosome 15)
- Collie Eye Anomaly, Choroidal Hypoplasia (NHEJ1) (Chromosome 37)
- Achromatopsia (CNGA3 Exon 7 German Shepherd Variant) (Chromosome 10)
- Achromatopsia (CNGA3 Exon 7 Labrador Retriever Variant) (Chromosome 10)
- Autosomal Dominant Progressive Retinal Atrophy (RHO) (Chromosome 20)
- Canine Multifocal Retinopathy cmr1 (BEST1 Exon 2) (Chromosome 18)
- Canine Multifocal Retinopathy cmr2 (BEST1 Exon 5) (Chromosome 18)
- Canine Multifocal Retinopathy cmr3 (BEST1 Exon 10 Deletion) (Chromosome 18)
- Canine Multifocal Retinopathy cmr3 (BEST1 Exon 10 SNP) (Chromosome 18)
- Glaucoma Primary Open Angle Glaucoma (ADAMTS10 Exon 9) (Chromosome 20)
- Glaucoma Primary Open Angle Glaucoma (ADAMTS10 Exon 17) (Chromosome 20)
- Glaucoma Primary Open Angle Glaucoma (ADAMTS17 Exon 11) (Chromosome 3)
- Glaucoma Primary Open Angle Glaucoma (ADAMTS17 Exon 2) (Chromosome 3)
- Hereditary Cataracts, Early-Onset Cataracts, Juvenile Cataracts (HSF4 Exon 9 Shepherd Variant) (Chromosome 5)
- Primary Lens Luxation (ADAMTS17) (Chromosome 3)
- Congenital stationary night blindness (RPE65) (Chromosome 6)
- Macular Corneal Dystrophy (MCD) (CHST6) (Chromosome 5)
- 2,8-Dihydroxyadenine (2,8-DHA) Urolithiasis (APRT) (Chromosome 5)
- Cystinuria Type I-A (SLC3A1) (Chromosome 10)
- Cystinuria Type II-A (SLC3A1) (Chromosome 10)
- Cystinuria Type I-A (SLC7A9) (Chromosome 1)
- Hyperuricosuria and Hyperuricemia or Urolithiasis (SLC2A9) (Chromosome 3)
- Polycystic Kidney Disease (PKD1) (Chromosome 6)
- Primary Hyperoxaluria (AGXT) (Chromosome 25)
- Protein Losing Nephropathy (NPHS1) (Chromosome 1)
- X-Linked Hereditary Nephropathy (Samoyed Variant 2) (COL4A5 Exon 35) (Chromosome X)
- Autosomal Recessive Hereditary Nephropathy, Familial Nephropathy (COL4A4 Exon 3) (Chromosome 25)
- Primary Ciliary Dyskinesia (CCDC39 Exon 3) (Chromosome 34)
- Congenital Keratoconjunctivitis Sicca and Ichthyosiform Dermatitis (CKCSID), Dry Eye Curly Coat Syndrome (FAM83H Exon 5) (Chromosome 13)
- X-linked Ectodermal Dysplasia, Anhidrotic Ectodermal Dysplasia (EDA Intron 8) (Chromosome X)
- Renal Cystadenocarcinoma and Nodular Dermatofibrosis (RCND) (FLCN Exon 7) (Chromosome 5)
- Canine Fucosidosis (FUCA1) (Chromosome 2)

Registration: Dutch kennel Club (FCI)



Microchip: 528140000584154

NHSB 2979651



"TAKODA"

ARRACK'S HOME BELGIAN TAKODA



DNA Test Report

Test Date: December 13th, 2018

embk.me/arrackshomebelgiantakoda

CLEAR CONDITIONS

- Glycogen Storage Disease Type II, Pompe's Disease (GAA) (Chromosome 9)
- Glycogen Storage Disease Type Ia, Von Gierke Disease (G6PC) (Chromosome 9)
- Glycogen Storage Disease Type IIIa (GSD IIIa) (AGL) (Chromosome 6)
- Mucopolysaccharidosis Type I (IDUA) (Chromosome 3)
- Mucopolysaccharidosis Type IIIA, Sanfilippo Syndrome Type A (SGSH Exon 6 Variant 1) (Chromosome 9)
- Mucopolysaccharidosis Type IIIA, Sanfilippo Syndrome Type A (SGSH Exon 6 Variant 2) (Chromosome 9)
- Mucopolysaccharidosis Type VII, Sly Syndrome (GUSB Exon 5) (Chromosome 6)
- Glycogen storage disease Type VII, Phosphofructokinase deficiency (PFKM Whippet and English Springer Spaniel Variant) (Chromosome 27)
- Glycogen storage disease Type VII, Phosphofructokinase deficiency (PFKM Wachtelhund Variant) (Chromosome 27)
- Lagotto Storage Disease (ATG4D) (Chromosome 20)
- Neuronal Ceroid Lipofuscinosis 1 (PPT1 Exon 8) (Chromosome 15)
- Neuronal Ceroid Lipofuscinosis 2 (TPP1 Exon 4) (Chromosome 21)
- Neuronal Ceroid Lipofuscinosis 1, Cerebellar Ataxia - NCL-A (ARSG Exon 2) (Chromosome 9)
- Neuronal Ceroid Lipofuscinosis 1 (CLN5 Border Collie Variant) (Chromosome 22)
- Neuronal Ceroid Lipofuscinosis 6 (CLN6 Exon 7) (Chromosome 30)
- Neuronal Ceroid Lipofuscinosis 8 (CLN8 English Setter Variant) (Chromosome 37)
- Neuronal Ceroid Lipofuscinosis (MFSD8) (Chromosome 19)
- Neuronal Ceroid Lipofuscinosis (CLN8 Australian Shepherd Variant) (Chromosome 37)
- Neuronal Ceroid Lipofuscinosis 10 (CTSD Exon 5) (Chromosome 18)
- Neuronal Ceroid Lipofuscinosis (CLN5 Golden Retriever Variant) (Chromosome 22)
- Adult-Onset Neuronal Ceroid Lipofuscinosis (ATP13A2) (Chromosome 2)
- GM1 Gangliosidosis (GLB1 Exon 15 Shiba Inu Variant) (Chromosome 23)
- GM1 Gangliosidosis (GLB1 Exon 15 Alaskan Husky Variant) (Chromosome 23)
- GM1 Gangliosidosis (GLB1 Exon 2) (Chromosome 23)
- GM2 Gangliosidosis (HEXB, Poodle Variant) (Chromosome 2)
- GM2 Gangliosidosis (HEXA) (Chromosome 30)
- Globoid Cell Leukodystrophy, Krabbe disease (GALC Exon 5) (Chromosome 8)
- Autosomal Recessive Amelogenesis Imperfecta (Italian Greyhound Variant) (Chromosome 13)
- Persistent Mullerian Duct Syndrome (AMHR2) (Chromosome 27)
- Deafness and Vestibular Syndrome of Dobermans (DVDob, DINGS) (Chromosome 21)
- Shar-Pei Autoinflammatory Disease (SPAID, Shar-Pei Fever) (MTBP) (Chromosome 13)
- Alaskan Husky Encephalopathy, Subacute Necrotizing Encephalomyelopathy (SLC19A3) (Chromosome 25)
- Alexander Disease (GFAP) (Chromosome 9)
- Cerebellar Abiotrophy, Neonatal Cerebellar Cortical Degeneration (SPTBN2) (Chromosome 18)
- Cerebellar Ataxia, Progressive Early-Onset Cerebellar Ataxia (SEL1L) (Chromosome 8)
- Cerebellar Hypoplasia (VLDLR) (Chromosome 1)
- Spinocerebellar Ataxia, Late-Onset Ataxia (CAPN1) (Chromosome 18)
- Spinocerebellar Ataxia with Myokymia and/or Seizures (KCNJ10) (Chromosome 38)

Registration: Dutch kennel Club (FCI)



Microchip: 528140000584154

NHSB 2979651



"TAKODA"

ARRACK'S HOME BELGIAN TAKODA



DNA Test Report

Test Date: December 13th, 2018

embk.me/arrackshomebelgiantakoda

CLEAR CONDITIONS

- Benign Familial Juvenile Epilepsy, Remitting Focal Epilepsy (LGI2) (Chromosome 3)
- Fetal-Onset Neonatal Neuroaxonal Dystrophy (MFN2) (Chromosome 2)
- Hypomyelination and Tremors (FNIP2) (Chromosome 15)
- Shaking Puppy Syndrome, X-linked Generalized Tremor Syndrome (PLP) (Chromosome X)
- L-2-Hydroxyglutaricaciduria (L2HGDH) (Chromosome 0)
- Neonatal Encephalopathy with Seizures (NEWS) (ATF2) (Chromosome 36)
- Polyneuropathy, NDRG1 Greyhound Variant (NDRG1 Exon 15) (Chromosome 13)
- Polyneuropathy, NDRG1 Malamute Variant (NDRG1 Exon 4) (Chromosome 13)
- Narcolepsy (HCRTR2 Intron 6) (Chromosome 12)
- Progressive Neuronal Abiotrophy (Canine Multiple System Degeneration) (SERAC1 Exon 15) (Chromosome 1)
- Progressive Neuronal Abiotrophy (Canine Multiple System Degeneration) (SERAC1 Exon 4) (Chromosome 1)
- Juvenile Laryngeal Paralysis and Polyneuropathy, Polyneuropathy with Ocular Abnormalities and Neuronal Vacuolation (POANV) (RAB3GAP1, Rottweiler Variant) (Chromosome 19)
- Hereditary Sensory Autonomic Neuropathy (HSAN), Acral Mutilation Syndrome (GDNF-AS) (Chromosome 4)
- Juvenile-Onset Polyneuropathy, Leonberger Polyneuropathy 1 (LPN1, ARHGEF10) (Chromosome 16)
- Dilated Cardiomyopathy (PDK4) (Chromosome 14)
- Long QT Syndrome (KCNQ1) (Chromosome 18)
- Muscular Dystrophy Cavalier King Charles Spaniel Variant 1 (Chromosome X)
- Muscular Dystrophy Muscular Dystrophy (DMD Pembroke Welsh Corgi Variant) (Chromosome X)
- Muscular Dystrophy Muscular Dystrophy (DMD Golden Retriever Variant) (Chromosome X)
- Centronuclear Myopathy (PTPLA) (Chromosome 2)
- Exercise-Induced Collapse (DNM1) (Chromosome 9)
- Inherited Myopathy of Great Danes (BIN1) (Chromosome 19)
- Myostatin Deficiency, Bully Whippet Syndrome (MSTN) (Chromosome 37)
- Myotonia Congenita (CLCN1 Exon 7) (Chromosome 16)
- Myotonia Congenita (CLCN1 Exon 23) (Chromosome 16)
- Myotubular Myopathy 1, X-linked Myotubular Myopathy (MTM1) (Chromosome X)
- Hypocatalasia, Acatlasemia (CAT) (Chromosome 18)
- Pyruvate Dehydrogenase Deficiency (PDP1) (Chromosome 29)
- Malignant Hyperthermia (RYR1) (Chromosome 1)
- Imlerslund-Grasbeck Syndrome, Selective Cobalamin Malabsorption (CUBN Exon 53) (Chromosome 2)
- Imlerslund-Grasbeck Syndrome, Selective Cobalamin Malabsorption (CUBN Exon 8) (Chromosome 2)
- Congenital Myasthenic Syndrome (CHAT) (Chromosome 28)
- Congenital Myasthenic Syndrome (COLQ) (Chromosome 23)
- Episodic Falling Syndrome (BCAN) (Chromosome 7)
- Dystrophic Epidermolysis Bullosa (COL7A1) (Chromosome 20)
- Ectodermal Dysplasia, Skin Fragility Syndrome (PKP1) (Chromosome 7)
- Ichthyosis, Epidermolytic Hyperkeratosis (KRT10) (Chromosome 9)
- Ichthyosis (PNPLA1) (Chromosome 12)

Registration: Dutch kennel Club (FCI)



Microchip: 528140000584154

NHSB 2979651



"TAKODA"

ARRACK'S HOME BELGIAN TAKODA



DNA Test Report

Test Date: December 13th, 2018

embk.me/arrackshomebelgiantakoda

CLEAR CONDITIONS

- Ichthyosis (SLC27A4) (Chromosome 9)
- Ichthyosis (NIPAL4) (Chromosome 4)
- Focal Non-Epidermolytic Palmoplantar Keratoderma, Pachyonychia Congenita (KRT16) (Chromosome 9)
- Hereditary Footpad Hyperkeratosis (FAM83G) (Chromosome 5)
- Hereditary Nasal Parakeratosis (SUV39H2) (Chromosome 2)
- Musladin-Lueke Syndrome (ADAMTSL2) (Chromosome 9)
- Cleft Lip and/or Cleft Palate (ADAMTS20) (Chromosome 27)
- Hereditary Vitamin D-Resistant Rickets (VDR) (Chromosome 27)
- Oculoskeletal Dysplasia 1, Dwarfism-Retinal Dysplasia (COL9A3, Labrador Retriever) (Chromosome 24)
- Osteogenesis Imperfecta, Brittle Bone Disease (COL1A2) (Chromosome 14)
- Osteogenesis Imperfecta, Brittle Bone Disease (SERPINH1) (Chromosome 21)
- Osteogenesis Imperfecta, Brittle Bone Disease (COL1A1) (Chromosome 9)
- Osteochondrodysplasia, Skeletal Dwarfism (SLC13A1) (Chromosome 14)
- Skeletal Dysplasia 2 (COL11A2) (Chromosome 12)
- Craniomandibular Osteopathy (CMO) (SLC37A2) (Chromosome 5)

Registration: Dutch kennel Club (FCI)
NHSB 2979651



Microchip: 528140000584154